


How do I log in to the Student Information System (SIS)?


Go to the White Mountains Community College homepage (www.wmcc.edu).


 **Click Student Info System (SIS) link.**

 **Click Enter Secure Area.**


 **Enter your User ID.** Your User ID is your 9-digit student ID number (that begins with the @ sign) or your SSN.

 **Enter your Personal Identification Number (PIN).** Your PIN is your 6-digit date of birth (mmddy) **OR** the last six (6) digits of your user ID.

 **Click Login.** Upon initial login, you will receive a message that your PIN has expired and you will be prompted to change your PIN.

 **When prompted for old pin, type in your initial six digit date of birth OR the last six digits of your SSN or ID #. For NEW PIN, type in a six-digit number of exactly six digits, *not letters*.** The system does not allow you to reuse your original birth date. **Then re-enter that same number again to verify it.**

 **Click Login.**

 **Set-up Security Question.** Also on your initial login, you will be prompted to set up a security question. **Type in a simple question to which only you know the answer. Then, type in a *one word answer to the question.* Please keep the answer free of punctuation, numbers and dates.** In the future, if you forget your PIN you can enter your User ID and click on the FORGOT PIN button on the Login Page. You'll be prompted with your security question and then you'll need to enter your **EXACT** answer. Once answered correctly, this feature will allow you to reset your own PIN.