

FAST FACTS 2022



White
Mountains
Community College



Founded in 1966, WMCC is accredited by the New England Commission of Higher Education



759
+
247

Students enrolled
for credit
Non-credit
enrollments

70%

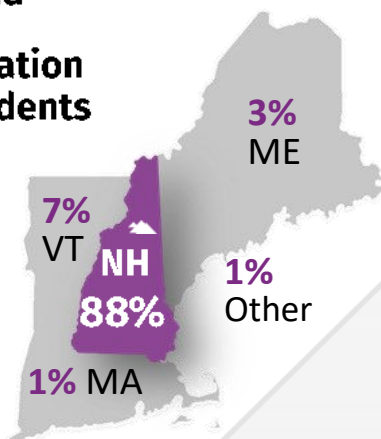
Receive
financial aid

46%


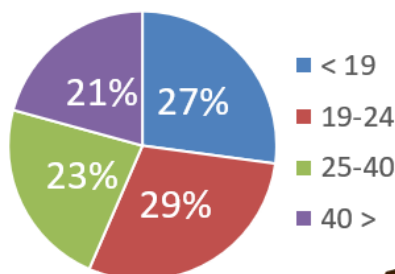
First-generation
college students

TOP SENDING HIGH SCHOOLS

Berlin
White Mtns Reg
Kennett
Littleton
HiSET/GED



Average age **28**



STUDENTS SAVED:
Breakfast \$4.00
Lunch \$7.00
Dinner \$7.00
x **20,282 meals*** =
Total \$ 115,269.68

*Meals served to
WMCC students
Sep2021-
Aug2022



WMCC MAGIC

3 Locations in northern NH
42 Academic programs
8:1 Student-faculty ratio
69% Retention rate *New England: 57%*
91% Classes with < 20 students
\$215 Per credit



54% Graduation rate
New England: 22%

81% Graduates employed in
field of study or transfer
to 4-year program

91 Associate Degrees Awarded
LARGEST ASSOCIATE PROGRAMS

Health Science
Nursing
Liberal Arts
Business Administration
Diesel Heavy Equipment

114 Certificates Awarded
LARGEST CERTIFICATE PROGRAMS

Driver Education Instructor
Advanced Welding
Medical Assistant
Pipe Welding
Commercial Driver Training

**MOST POPULAR
TRANSFER DESTINATIONS
FROM WMCC**

Plymouth State University
Granite State College
Southern NH University

Based on AY2022 enrollment; Sources: IPEDS, WMCC Graduation Survey 2021, CCSSE 2021, National Student Clearinghouse

BERLIN | LITTLETON | NORTH CONWAY | ONLINE | WMCC.EDU