



Founded in 1966, WMCC is accredited by the New England Commission of Higher Education



## STUDENTS

**1408** Students Enrolled

**712** College Students

**92%** Received  
Financial Aid  
*Includes 48% Pell*

**46%**  
First  
Generation  
2021 CCSSE


**30%**  
Taking all  
courses  
online

**75%**  
Part-  
time

**572**  
Early College  
students

**149**  
Non-  
credit

Age Range: 15-77

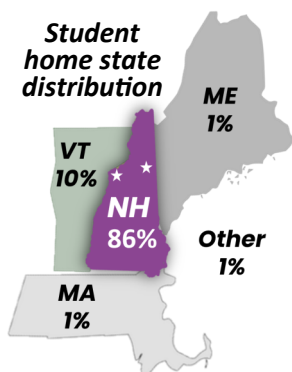


Average: 29

**62%**

**38%**

Student  
home state  
distribution



Top 5  
sending  
High  
Schools:

⇒ Berlin  
⇒ White Mtns  
Regional  
⇒ Kennett  
⇒ Littleton  
⇒ HiSET/GED




**40+** Academic  
programs

**\$215** Per credit

**7:1** Student-to-faculty  
ratio

**70%** Students taking  
at least one "NOLO" class  
(textbooks are \$40 or under;  
no cost/low cost)



Breakfast \$4.00  
Lunch \$7.00  
Dinner \$7.00  
  
x 18,873 meals =  
Total \$ 107,572

Free meals served to WMCC students Jul'22-Jun'23

**STUDENTS SAVED:**



## SUCCESS

In 2021, WMCC celebrated a

**76%** Fall-to-fall  
retention rate

while the average in the  
New England cohort was 57%

Graduation rate:  
**54%**

In cohort year 2018  
New England was 22%

**96** Associate Degrees awarded

**Largest Associate programs:**

- ◆ Health Science
- ◆ Nursing
- ◆ Business Administration
- ◆ Teacher Education
- ◆ Liberal Arts

**123** Certificates awarded

**Largest Certificate programs:**

- ◆ Driver Education Instructor
- ◆ Advanced Welding
- ◆ Pipe Welding
- ◆ Commercial Driver Training
- ◆ Diesel Heavy Equipment Technology

**Most popular  
transfer destinations  
from WMCC:**

- » Granite State College
- » Plymouth State University
- » Southern NH University

